




24cm VINPAPERS

for HOME
WINEMAKERS
& OTHER
USERS



**BEFORE USING A
FILTER PAPER.**

Pass 250ml of tap water
through the filter paper.
Discard the water
to drain.

HARRIS FILTERS
42 & 43 Zoar Street,
Lower Gornal, Dudley,
West Midlands,
DY3 2PA, UK

www.harrisfilters.com sales@harrisfilters.com



15cm VINPAPERS


CONTENTS:
Approx. Wet Strength
50 Filter Papers

for



Place a VINPAPER under the
filter pad in the Vinbrite filter to
prevent loose particles from the
pad entering the wine.

This may be desirable when
entering wine in competitions.



Keep this packet
closed and papers clean
for future use



HARRIS FILTERS
42 & 43 Zoar Street, Lower Gornal, Dudley,
West Midlands, DY3 2PA, UK

www.harrisfilters.com
www.homewinemaking.co.uk



VINBRITE FILTER KIT

A must have accessory for all winemakers, also an excellent gift.

These kits are used world-wide to transform home-made wines to professional standards

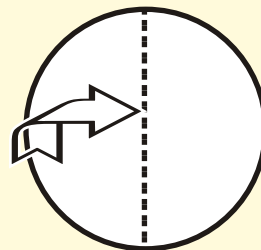


Filtered wine not only looks magnificent, the clarity excites the tastebuds, makes it irresistible and the wines always taste much better.

A Brilliant wine
.... Every time.



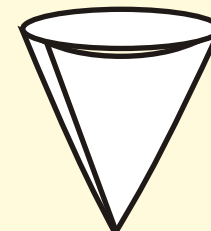
EASY WAY OF FOLDING A FILTER PAPER



Fold in half



Fold again
into quarters



Open out to make a cone,
to fit inside a funnel.
With $\frac{3}{4}$ on one side and
 $\frac{1}{4}$ on the other

IMPROVED WAY OF FOLDING PAPERS (FLUTING)

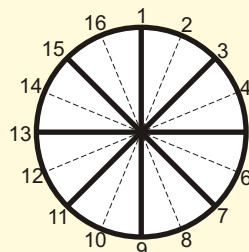
- Make 4 folds, which when opened out divides into 16 segments.
- Fold the points marked "1" and "3" back so they meet, and crease back to the line marked "2".

Hold this folded portion in position, repeat the above with "3" and "5", creasing back the line marked "4".

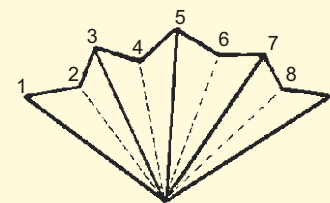
The lines marked "2" and "4" should now meet.

Continue to fold together the odd numbers, creasing back the even numbers.

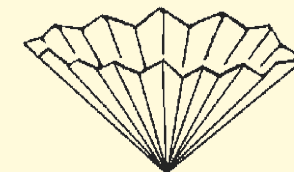
- When completed as a closed fan, open out as a cone and then locate in the funnel.



(a)



(b)



(c) ©