

24cm FILTER PAPERS

FOR WINEMAKING,
SPIRIT & LIQUEUR MAKING
& OTHER USES

CONTENTS:

Approx. Wet Strength
25 Filter Papers
7-10 Microns



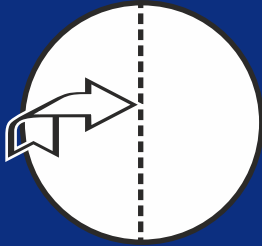
FOLDING GUIDE ON REVERSE

HARRIS FILTERS
42 & 43 Zoar Street, Lower Gornal, Dudley,
West Midlands, DY3 2PA, UK

www.harrisfilters.com




EASY WAY OF FOLDING A FILTER PAPER



Fold in half



Fold again
into quarters



Open out to make a cone,
to fit inside a funnel.
With $\frac{3}{4}$ on one side and
 $\frac{1}{4}$ on the other

IMPROVED WAY OF FOLDING PAPERS (FLUTING)

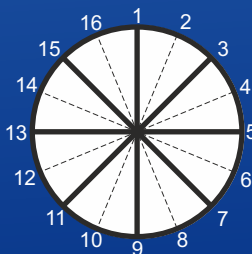
- Make 4 folds, which when opened out divides into 16 segments.
- Fold the points marked "1" and "3" back so they meet, and crease back to the line marked "2".

Hold this folded portion in position, repeat the above with "3" and "5", creasing back the line marked "4".

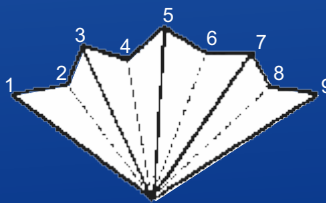
The lines marked "2" and "4" should now meet.

Continue to fold together the odd numbers, creasing back the even numbers.

- When completed as a closed fan, open out as a cone and then locate in the funnel.



(a)



(b)



(c)

